


# DIRECTORATE OF AGRICULTURE AND FOOD PRODUCTION, ODISHA, BHUBANESWAR

## Online Registration of Farmers for Direct Benefit Transfer (DBT) of Seed Input Subsidy

### GENERAL INSTRUCTIONS:


 Few technical terminologies used for understanding the instruction manual.

**Enter** : means you have to type out details in the Text Box

**Select** : means you have to select one of the options given in the dropdown list or click on one of the radio buttons 

**Check** : means you can select, if applicable by clicking on the check box

 All entries must be done in English language.

 A farmer has to compulsorily submit photocopy of voter id as proof of identity & first page of the savings bank pass book of the account holder, to the nearest PACS/LAMPS, besides providing other necessary information in the prescribed format

### Abbreviations used:

- FR – Farmer Registration
- GP – Gram Panchayat
- HOF – Head of family
- NPR – National Population Register
- FS &CW – Food Supplies and Consumer Welfare
- GP – Gram Panchayat
- PACS – Primary Agriculture Co-operative Society.
- LAMPS – Large Area Adivasi Multipurpose Co-operative Society

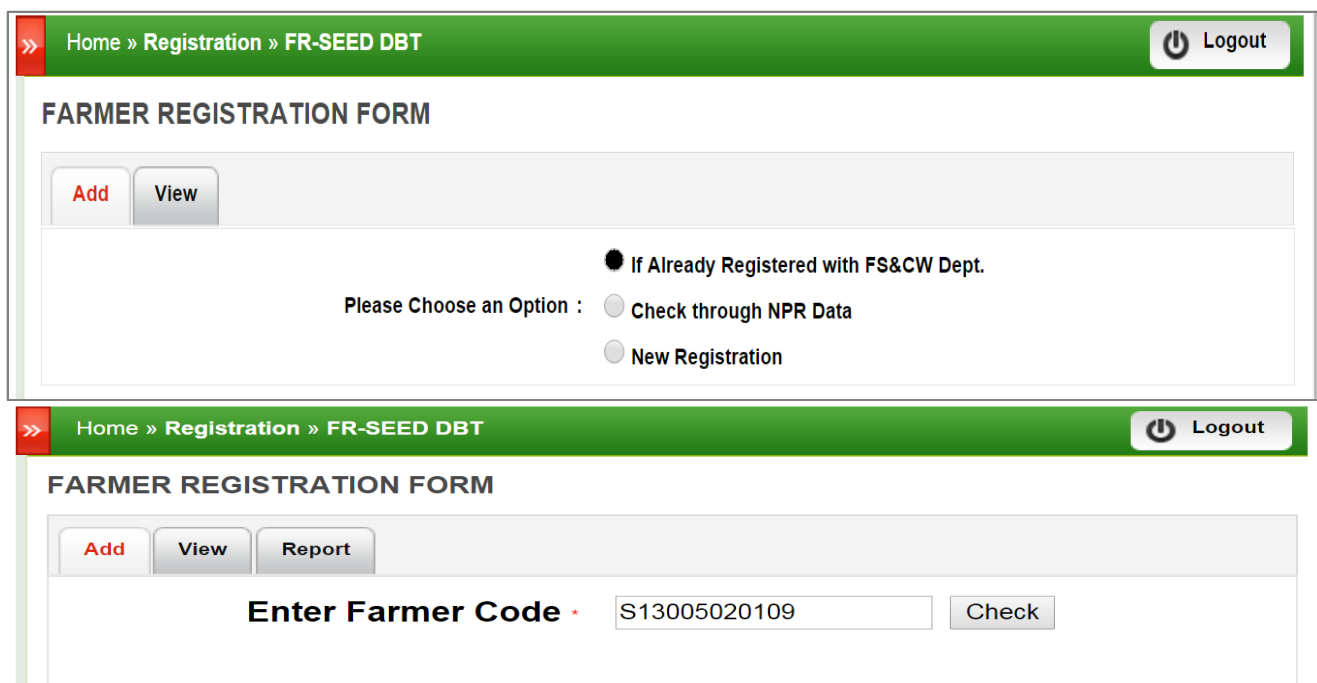
### STEPS TO BE FOLLOWED FOR REGISTERING FARMERS:

1. Access Food Odisha Portal URL available at the: <http://portal.foododisha.in> in any browser. All PACS/LAMPS are requested to use their respective Login ID and Password, available with them, to login into the system.



2. After successful login by the PACS/LAMPS, click on "FR for Seed DBT" under "Registration". Three types of cases of farmers can be registered in the said portal.

3. **CASE-A:** If the farmer is already registered in FS&CW Deptt. database and have a farmer code.



## FARMER REGISTRATION FORM

Add View

[Back to Menu](#)

Farmer Registration Code	<b>S13005020109</b>		
1. District*	SUNDERGARH	2. Block*	GURUNDIA
3. GP*	BANKI	4. Village*	BANKI
5. PIN Code*	752019	6. Name of the HOF*	Mr RATI KANTA DAS
7. Gender*	Male	8. Category*	SC
9. Date Of Birth		10. Age*	45
11. Relation with HOF*	Father	12. Father/Husband Name*	RASMI KANTA DAS
13. Voter ID Card No.*	4324234238	14. Aadhar No.	324234234234
15. Mobile No.*	9439106690	16. No of Family Members*	6

### 17. Family Member Details

Sl.No#	NAME OF THE MEMBER(*)	RELATION WITH HOF(*)	AGE(*)
1	RASMI KANTA DAS	ପିତା	80
2	SABITA DAS	ସ୍ତ୍ରୀ	40
3	SMITA DAS	ଝିଅ	25
4	UMA KANTA DAS	ପୁଅ	20
5	RENUKA DAS	ଝିଅ	18
6	RAMA KANTA DAS	ପୁଅ	15

### 18. Bank Details

a. Account Holder Name	<b>RATI KANTA DAS</b>
b. Account No.*	0130008120
c. Bank Name*	SUNDERGARH DCCB
d. Branch Name*	GURUNDIA
e. IFSC Code*	DCCB017013

Submit Reset Back

- Enter Farmer Code and click on the check button for availability of farmer code in FS & CW Dept.
- If data is available in FS & CW database, then system will fetch following information of farmer.
  - District name
  - Block name
  - Name of HOF
  - Name of father/husband (Father Name is available in Odia in FS & CW database). PACS/LAMPS has to type father/husband name (in case a lady is a HOF) in English language.
  - EPIC Card No. (Voter ID) as proof of identity. ( If EPIC Card No is not available, then enter the EPIC Card No from Farmer Registration form provided by Farmer
  - Account (Savings Bank) holder's name
  - Bank account number
  - Bank branch name
  - IFS Code
  - No. of family members
  - Aadhaar number, if available
- Apart from data of FS & CW database system will also fetch following information from NPR database
  - Gender (Male-M/Female-F)
  - Category (General/SC/ST)
  - Family member details
  - Age of the family members.
- The bank account information details is not editable for those farmers who are registered under FS&CW Deptt
- Secretary PACS/LAMPS has to verify the data which have been submitted in form by farmer.
- Once verified by Secretary PACS/LAMPS the data has to be submitted by clicking on the Submit button.
- After successful submission data will be stored in database and an SMS will be fired to registered mobile number (RMN).

4. CASE-B: If the farmer is not registered in FS & CW Deptt. database but available in NPR data.

Home » Registration » FR-SEED DBT Logout

### FARMER REGISTRATION FORM

**Add** **View**

Please Choose an Option :

If Already Registered with FS&CW Dept.

Check through NPR Data

New Registration

Home » Registration » FR-SEED DBT Logout

### FARMER REGISTRATION FORM

**Add** **View** **Report**

1. District\* BOLANGIR ▼ 2. Block\* BOLANGIR ▼

3. GP\* TUSURABAHAL ▼ 4. Village\* TUSHRABAHAL ▼

5. PIN Code\* 763889 6. Name of the HOF\* Mr ▼  
NABA PUTEL ▼

7. Gender\* Male ▼ 8. Category\* SC ▼

9. Date Of Birth 1952-10-11 10. Age\* 63

11. Relation with HOF\* Father ▼ 12. Father/Husband Name\* BANSI PUTEL

13. Voter ID Card No.\* 7285875875 14. Aadhar No. 861986896787

15. Mobile No.\* 9867675675 16. No of Family Members\* 5

**17. Family Member Details**

Sl.No#	NAME OF THE MEMBER(*)	RELATION WITH HOF(*)	AGE(*)	NOMINATED (PLEASE TICK)
1	URMILA PUTEL	ପୁତ୍ର ▼	61	<input type="checkbox"/>
2	SURESH PUTEL	ପୁଅ ▼	31	<input type="checkbox"/>
3	TIKESWARI PUTEL	ଝିଅ ▼	29	<input type="checkbox"/>
4	BANSI PUTEL	ପିତା ▼	75	<input type="checkbox"/>
5	HEMA PUTEL	ନିଜେ ▼	73	<input type="checkbox"/>

**18. Bank Details**

a. Account Holder Name NABA PUTEL

b. Account No.\* 87268768736576387568

c. Bank Name\* STATE BANK OF INDIA ▼

d. Branch Name\* NUNHAD ▼

e. IFSC Code\* SBI834278678

**Submit** **Reset** **Back**

© Food Odisha Portal 2015-16. All rights reserved

- If a farmer is not registered with FS & CW Deptt. database but available in the NPR database then Secretary PACS/LAMPS has to search the farmer under given village as submitted by the farmer.
- The Secretary, PACS/LAMPS has to select district, block, Gram Panchayat (GP) and village to check farmer name in NPR database.
- If the farmer name is available in the list then after selecting the name following details will be populated automatically in screen
  - Gender (Male – M/ Female- F)
  - Category (Gen/ SC/ ST)
  - Proof of Identity (Voter ID card number).
  - Family member details
  - Age
- Apart from the above data rest details has to be filled up by the Secretary PACS/LAMPS mentioned in the self-declaration form by farmer.
  - Aadhaar Number if available
  - Mobile Number
  - Age
  - No. of Family Members
  - Name of the Account Holder (either HOF/any one of the family member)
  - Bank Account No.
  - Bank Name
  - Bank Branch Name
  - IFS Code
- PACS/ LAMPS secretary has to verify the data with the submitted form by farmer.
- Once verified by PACS/ LAMPS secretary the data has to be submitted by clicking on Submit button.
- After successful submission data will be stored in database and a SMS will be fired to registered mobile number.

5. CASE - C: If the farmer is not available in FS & CW database and NPR database.

Home » Registration » FR-SEED DBT Logout

### FARMER REGISTRATION FORM

[Add](#) [View](#)

Please Choose an Option :

If Already Registered with FS&CW Dept.  
 Check through NPR Data  
 New Registration

Home » Registration » FR-SEED DBT Logout

### FARMER REGISTRATION FORM

[Add](#) [View](#) [Back to Menu](#)

1. District*	SUNDERGARH	2. Block*	GURUNDIA
3. GP*	BANKI	4. Village*	BANKI
5. PIN Code*	753921	6. Name of the HOF*	Mr BIDESI KISAN
7. Gender*	Male	8. Category*	ST
9. Date Of Birth		10. Age*	32
11. Relation with HOF*	Father	12. Father/Husband Name*	SIDESI KISAN
13. Voter ID Card No.*	2534647687	14. Aadhar No.	
15. Mobile No.*	2367678587	16. No of Family Members*	3

#### 16. Family Member Details

SI.No#	NAME OF THE MEMBER(*)	RELATION WITH HOF(*)	AGE(*)	NOMINATED (PLEASE TICK)
1	SANGITA KISAN	ସ୍ତ୍ରୀ	30	<input type="checkbox"/>
2	SWARUP KISAN	ପୁଅ	18	<input type="checkbox"/>
3	DIVYA KISAN	ଝିଅ	15	<input type="checkbox"/>

#### 17. Bank Details

a. Account Holder Name	BIDESI KISAN
b. Account No.*	98687565644455
c. Bank Name*	STATE BANK OF INDIA
d. Branch Name*	JARDA
e. IFS Code*	SBI12454365

[Submit](#) [Reset](#) [Back](#)

- If a farmer is neither registered with FS & CW Deptt database nor available in NPR database then society secretary has to fill up all fields as received from farmer.
- The below mentioned fields has to be filled up by society Secretary
  - Name of district
  - Name of block
  - Name of GP
  - Name of village
  - Name of HOF
  - Name of Father / Husband
  - Gender (Male- M ; Female – F)
  - Category (General, SC, ST)
  - Proof of identity (voter ID number) - compulsory
  - Aadhaar number (optional)
  - Mobile number
  - Date of birth
  - Age
  - No. of family members
  - Family member details (Name/ relation with the HOF/age)
  - Name of the account holder (either HOF/any one of the family member)
  - Savings bank account number
  - Bank name
  - Bank branch name
  - IFS Code
- Apart of above data rest details has to be filled up by PACS/LAMPS Secretary mentioned in the self-declaration form by farmer.
- Secretary PACS/LAMPS has to verify the data with submitted form by farmer.
- Once verified by Secretary PACS/LAMPS the data has to be submitted by clicking on Submit button.
- After successful submission data will be stored in database and an SMS will be fired to registered mobile number.



## **6. Farmer Account Validation with PFMS Software**

- After Successful registration of Farmer details by Secretary PACS/ LAMPS the registered data will be sent to NIC, for account verification with PFMS software.
- Once verified the farmer information will be considered to be authentic and an unique code will be assigned by NIC which will be utilized for further Seed- DBT transactions.
- In case registered account number is found invalid by PFMS software then the society Secretary will get intimation about the same and has to update correct account information of the farmer.